

POST ELECTION MANUAL

AUDIT

MAY 2012



Ken Detzner, Secretary of State

**Dr. Gisela Salas, Director
Division of Elections**


**David Drury, Chief
Bureau of Voting Systems Certification
Updated Post-Conf 06/12: Slides 7. 9**

AUDIT: BACKGROUND

- **Law/Rule:** s. 101.591, Fla. Stat./R1S-5.026, Fla. Admin. Code
- **Purpose:** To ensure that the voting system deployed in the election tabulated votes properly.
- **Exception:** Not required in any election in which
 - A manual audit is done under s. 102.166, F.S.
 - Only paper ballots are used and are not tabulated by a voting system.
- **Compliance:** Prior elections' audit reports shows that most counties' reports are compliant.

AUDIT: REQUIRED FORMS FOR EACH ELECTION


- 1 – Voting System Post Election Audit Report (DS-DE 107)
 - If the audit does not reconcile the votes (manual audit vs the results report)
 - Indicate the likely cause
 - And the recommended corrective action



AUDIT: REQUIRED FORMS FOR EACH ELECTION

(cont'd):

- 1 or more “Precinct Summary” (DS-DE 106) for each random sampled precinct as required.
- 1 or more “Audit Team Worksheet” (DS-DE 105B) for marksense ballots for each random sampled precinct as required.
- 1 or more “Audit Team Worksheet” (DS-DE 105A) for DRE electronic ballots for each random sampled precinct as required.



AUDIT: WHEN RACE IS BASED ON “VOTE FOR 1”

- Assume that the votes of the random selected race are correct (Wellington election).
 - If a difference in the manual audit tally occurs, the rule assumes that any difference in votes maybe in one or more of the group types (EV, ED, AB, or Prov) and does not anticipate an error with the accumulated votes in that random race (Wellington election).
- The review is of the total number of ballots after determining a vote difference has occurred.



(This activity should occur before starting the manual audit.)

AUDIT: WHEN RACE IS FOR “VOTE FOR NO MORE THAN X”


- Contact DOE/BVSC (850-245-6500) for specific guidance.
- Recommend changing the term “undervote” in the “Precinct Summary” sheet and “Audit Team Worksheet” to a “blank” race.
- Note that it is not possible to segregate the ballots for each candidate in a “Vote for no more than X” race, since one or more valid candidate votes are on one physical ballot (page) [Rule 1S-5.026 (8)(e)].

—Recommend adding the term “undervote” under “Candidate or Issue” on the “Audit Team Worksheet”.

—Audit Team will tabulate the candidate votes on the worksheet and if the total number of the race’s votes on the ballot is less than the allowable votes, the difference will be entered in the “undervote”.

AUDIT: WHEN RACE IS FOR “VOTE FOR NO MORE THAN X” (CONT'D)

- Reconcile the votes with the total ballots
- Add the total candidate votes and the total undervotes divided by “X”
- Add the total ballots with an overvote race and ballots with the blank race



AUDIT: EXAMPLE

“VOTE FOR NO MORE THAN 3”

- Assume a random selected race has a “Vote for no more than 3” with a four candidates (candidate A, candidate B, candidate C, and candidate D) from one of the group types.
- Assume there are 4 ballot cards that contain that race.
- Assume that one ballot card has no votes in that race (i.e., blank race).
- Assume that another ballot card has votes for all four candidates (i.e., overvote race)
- Assume that one of the remaining ballot cards has only a vote for candidate A.
- Assume that the remaining ballot card has a vote for candidate A and candidate B.

The audit team would use the worksheet to mark one for the overvote from the ballot, mark one for the blank race from the ballot, mark one for candidate A and mark two for the undervote from the ballot, and mark one for candidate A, mark one for candidate B, and one for the undervote from the ballot. Note that the last ballot cannot segregate candidate A and candidate B into separate stacks [see Guidelines 15 (b)]

AUDIT: *EXAMPLE* – (CONT'D)

“VOTE FOR NO MORE THAN 3”

Worksheet would have:

Candidate A - 2 votes

Candidate B - 1 vote

Candidate C – 0 vote

Candidate D – 0 vote

Undervote – 3 votes

Blank race – 1 ballot

Overvote race – 1 ballot

✓ Reconcile of the total ballots based on the votes on the worksheet would be:

✓ Sum of votes for candidate A, candidate B, candidate C, candidate D, undervote (in this case, sum of votes is 6)

✓ Divide the sum of votes with “X” (in this case $X = 3$, the division results is $6/3 = 2$ ballots)

✓ Add the number of blank races (in this case, 1) and the number of overvote race (in this case, 1) with the total number of ballots ($2+1+1 = 4$ ballots).

The comparison of the number of physical ballot cards, the determination of the number of ballots based on the manual audit count of the votes, and the results tape or report allows one “to determine if all ballots tabulated by the tabulator have been included in the manual count.” [see Guidelines 19]